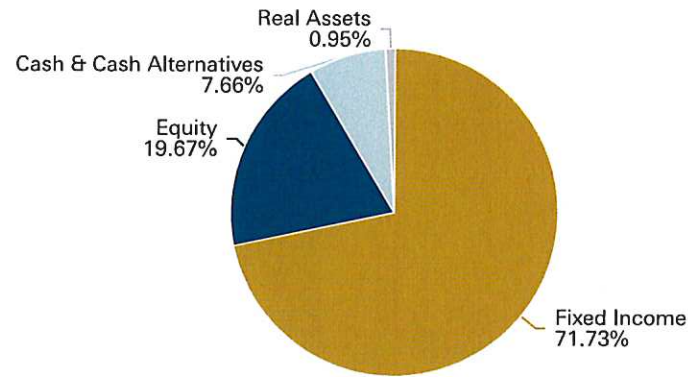


Asset Allocation - One to Many

Broad Asset Class

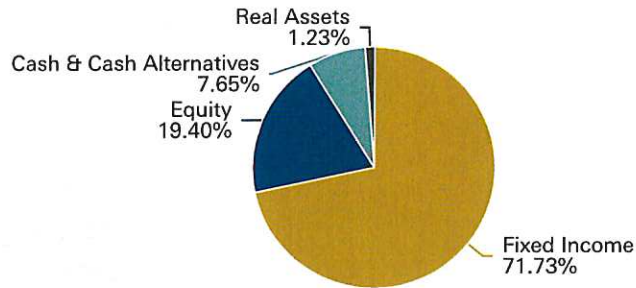


RBC Asset Class (One-To-Many)	Current Value	% Of Portfolio
Fixed Income	\$2,656,171	71.73%
Equity	\$728,332	19.67%
Cash & Cash Alternatives	\$283,557	7.66%
Real Assets	\$35,148	0.95%
Total	\$3,703,207	100.00%

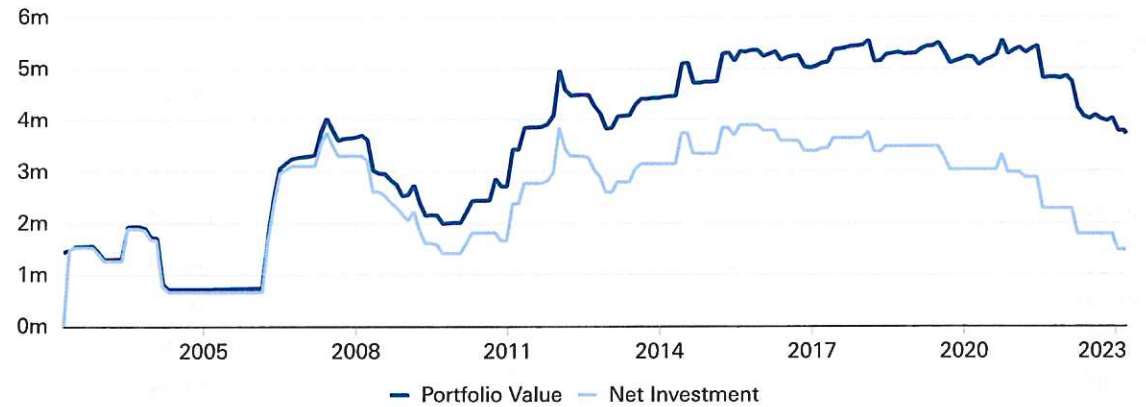


Performance Summary

Time-Weighted Return
Asset Allocation



Portfolio Growth



	Ytd	2022	2021	2020	2019	2018	Since Inception
Starting Value	\$4,013,893	\$4,842,973	\$5,348,985	\$5,189,775	\$5,244,016	\$5,445,297	\$0
Adjusted Net Cashflow	(\$299,999)	(\$499,998)	(\$700,000)	(\$50,000)	(\$450,000)	(\$165,000)	\$1,472,119
Gain/Loss + Income	(\$10,688)	(\$329,081)	\$193,987	\$209,211	\$395,759	(\$36,281)	\$2,231,087
Ending Value	\$3,703,207	\$4,013,893	\$4,842,973	\$5,348,985	\$5,189,775	\$5,244,016	\$3,703,207
Time-Weighted Return	(0.40%)	(7.18%)	3.79%	3.99%	7.78%	(0.68%)	2.47%

